



Community Health Needs Assessment Report

Adopted June 14, 2013

Acknowledgements



Rush Oak Park Hospital (ROPH) would like to extend a special thank you to everyone that participated in the Community Health Needs Assessment process. Your insight and collaboration enabled us to develop a comprehensive understanding of the community and its health needs. As we prepare for a productive outreach planning effort, we would especially like to thank the following individuals:

Interview Participants

Karen Dylewski

Director, Howard Mohr Community Center

Sara Faust

President, Oak Park Development Corporation

Shawn Lewis

Adult Protective Services Care Coordination Supervisor,
Oak Park Township

Denise Murray

Howard Mohr Community Center

Jan Pate

President and CEO, West Cook YMCA

Margaret Provost-Fyfe, RN, MPH

Public Health Director, Oak Park Department of Public Health

Sandra Sokol

Rush Oak Park Board of Directors

ROPH Community Health Needs Assessment Steering Committee

Judy Carter, MD

Medical Director, Center for Diabetes and Endocrine Care,
Rush Oak Park Hospital

Elizabeth M. Cullen

Administrative Project Assistant, Rush University Medical Center

Bruce M. Elegant

President and Chief Executive Officer, Rush Oak Park Hospital

Gena P. Faas, MPA

Manager, Government Affairs, Rush University Medical Center

Lauren L. Goebel, MBA, MHSA

Assistant Vice President, Rush System for Health

Joan E. Kurtenbach, MPH

Vice President, Strategic Planning, Marketing and Communications,
Rush University Medical Center

Neha Mehta

Senior Analyst, Strategic Planning and Program Development,
Rush University Medical Center

Michael R. Silver, MD

Vice President of Medical Affairs and Chief Information Officer,
Rush Oak Park Hospital

Angela Spino

Director, Marketing & Communications, Rush Oak Park Hospital

Simone Tseng, MHSA

Associate Vice President, Strategic Planning and Program Development,
Rush University Medical Center

Elizabeth Wurth, MHSA

Administrative Fellow, Rush University Medical Center

Table of Contents



Introduction & Mission	4
Executive Summary	5
Description of ROPH's Service Area	6
Methodology	7
Demographics & Health Trends	8
Section 1 — Access to Health Services	11
Section 2 — Chronic Disease & Risk Factors: Heart, Lung & Diabetes	13
Section 3 — Mental Health and Addiction	14
Reflections	15
Appendix A: Health Resources in ROPH's Service Area	16
Appendix B: Health Care Asset Map	21
Appendix C: References and Secondary Sources	22

Introduction & Mission



Rush Oak Park Hospital's (ROPH) commitment to the community spans more than 100 years. This commitment deepens as we consider our community's most pressing health needs. As a result, ROPH conducts a periodic, comprehensive Community Health Needs Assessment (CHNA) to forecast our community benefits and strategic planning.

The CHNA is conducted every three years in accordance with regulations promulgated by the Internal Revenue Service pursuant to Section 501(c)(3) of the Internal Revenue Code. The CHNA will also serve as a foundation for developing an implementation strategy to address needs which (a) the hospital determines it is able to meet in whole or in part; (b) are otherwise part of its mission and; (c) are not met (or are not adequately met) by other programs and services in the service area.

The CHNA process is guided by a Steering Committee composed of representatives from ROPH and Rush University Medical Center (RUMC). ROPH is fortunate to have representatives that are involved with our outreach and partnership efforts, also providing public health and local expertise of the community. (See Acknowledgements for a complete list of Steering Committee members).

ROPH has been a key health care provider to residents of Oak Park and surrounding communities for more than 100 years. This 176-bed, acute care Catholic community hospital is part of the Rush System for Health.

In 1997, RUMC assumed full management of ROPH's operations, thus extending its renowned services, programs and physicians to ROPH patients. They now have access to advanced medical treatments and specialists without having to leave the community.

The Wheaton Franciscan Sisters sponsor ROPH. As part of its Catholic identity, ROPH is committed to its mission of living out the healing ministry of Jesus by providing exceptional, compassionate health care services that promote the dignity and well-being of the people it serves. ROPH's vision is to be recognized in the community for superior patient service, clinical excellence, the health care employer of choice and preferred partner of physicians. Five core values serve as guideposts to assist those who participate in ROPH's health care ministry: respect, integrity, development, excellence and stewardship.

At the heart of ROPH's mission, vision and values is our unique level of care. Every day, we strive to improve quality, safety and the overall patient experience while balancing clinical excellence with community outreach.

This report provides an analysis of various primary and secondary sources and sets forth the community health priorities identified by the CHNA process.

Executive Summary



In 2012, ROPH conducted a comprehensive, multifactor assessment that fulfilled federal regulatory requirements and provided a consistent, standardized database to guide the development and implementation of individual strategic plans. As a result, collaboration opportunities emerged to address the health needs of service area residents.

This assessment also included collection and analysis of the most up-to-date health, social, economic and housing data, as well as direct, qualitative input from community leaders, representatives and agencies via focus groups and interviews. Additionally, Professional Research Consultants, Inc. was contracted to conduct a phone survey of residents in ROPH's service area using questions based on the CDC's Behavioral Risk Factor Surveillance System (BRFSS) survey. This methodology allowed the steering committee to effectively analyze quantitative data and qualitative input. The steering committee reviewed all data available and collectively, through discussion, prioritized those health needs of our community that varied substantially from benchmark data and often were also aligned with national, state and local public health initiatives.

The CHNA enables ROPH to ensure our resources are appropriately directed towards outreach, prevention, education and wellness opportunities, and where the greatest impact can be realized. ROPH will focus on providing resources that address each of the following health needs through health promotion and education and building strategic partnerships.

The following is a brief summary of priority health needs in ROPH's service area:

■ Access to Health Services

Structural and financial barriers hinder residents from accessing health services in the area.

■ Chronic Disease and Risk Factors:

Heart, Lung and Diabetes

Residents suffer from high rates of risk factors that lead to chronic disease. These factors include cholesterol, blood pressure, smoking rates, and pre-diabetes symptoms.

■ Mental Health and Addiction

Residents suffer from poor mental health status and have high rates of symptoms for chronic depression. Alcohol abuse is a public health issue in the area as well.

Description of Rush Oak Park Hospital's Service Area



Figure 1. ROPH's Service Area

Source: ROPH Hospital Steering Committee

ROPH specializes in care for the patient population over age 65 in Oak Park (60301, 60302 and 60304) and surrounding communities. These communities include but are not limited to River Forest (60305) and Forest Park (60130). ROPH identified the community it serves by including these surrounding communities and by conducting a patient ZIP code analysis. ROPH's employed physicians' group has offices in Oak Park, Elmwood Park and North Riverside.

For the purpose of this report, data for ROPH's service area is used where available. However, for many statistics, data is only available for the Village of Oak Park, and this is used as well.

As part of the greater metropolitan area of Chicago, the communities served by ROPH are also experiencing an increased need for health care services related to an increasingly overweight and obese population. ROPH's primary service lines, including primary care, diabetes care and orthopedic care, aim to respond to this need with a focus on providing high-quality care in a comfortable, convenient setting.

Methodology

Community Surveys

ROPH retained Professional Research Consultants, Inc (PRC), facilitated by the Metropolitan Chicago Healthcare Council (MCHC), to conduct community interviews in Rush's service area. More information on PRC is provided in Appendix C. The final 216-question survey was approved by MCHC and PRC, with input from participating member hospitals. The survey is based largely on the the U.S. Department of Health and Human Services Behavioral Risk Factor Surveillance System, as well as various other public health surveys and customized questions which address gaps in indicator data relative to health promotion, disease prevention objectives and other recognized health issues.

To ensure the best representation of the population was captured, a landline and cell phone interview method was employed. This assured timeliness, efficiency and random-selection capabilities. For comparison purposes, PRC gave ROPH access to data from all ZIP codes within Dupage, Lake, and Cook County.

Surveys were administered among a random sample of households within each ZIP Code. Once the surveys were completed, these were weighted in proportion to the actual population distribution at the ZIP Code level as to appropriately represent the demographics (gender, age, race, ethnicity and poverty status) of the hospital service area.

While this assessment is comprehensive, it cannot measure all possible aspects of health in the community, nor can it adequately represent all possible populations of interest. It must be recognized that information gaps might, in some ways, limit ROPH's ability to assess all of the community's health needs.

For example, certain population groups, such as the homeless, institutionalized persons, or those who only speak a language other than English or Spanish, are not represented in the survey data. Other population groups, for example, pregnant women, lesbian/gay/bisexual/transgender residents, and members of certain racial/ethnic or immigrant groups, might not be identifiable or might not be represented in numbers sufficient for independent analyses.

Focus Groups

As part of the study, PRC also conducted a focus group for Cook County in June 2012. In total, 13 key informants took part including physicians, health professionals, social service providers, community leaders, public health experts, individuals who work with low-income, minority, or medically underserved populations, and those who work with persons with chronic disease conditions.

Interviews

ROPH conducted seven in-person individual interviews with external stakeholders and internal staff between October 2012 and January 2013. Participants were chosen because of their ability to identify primary concerns of their community, their expertise in public health, or their association with program interventions and/or resources that could address those concerns.

The interviewees included government officials, community organization leaders and board members, and public health officials. By virtue of their positions and professional training, these individuals have considerable expertise related to their constituent groups and have provided invaluable insights throughout ROPH's CHNA process. Please see the Acknowledgements page for the list of all participants including those with special knowledge in public health and leaders or representatives of medically underserved, low-income and minority populations.

Secondary Sources

Existing data sources were consulted to complement CHNA'S research quality. This data included demographics, social and health indicators and mortality statistics. Additionally, Appendix A, a health care asset map, and Appendix B, a list of various health resources in ROPH's service area, have been included to identify the existing health care facilities and other resources within the community which are available to meet the needs identified through this CHNA.

- Illinois Department of Public Health
- Oak Park Department of Public Health IPlan Community Health Needs Assessment and Plan
- Suburban Cook County We Plan 2015, Community Health Assessment and Plan
- U.S. Census Bureau
- Illinois Youth Survey
- The CHNA Steering Committee

Demographics & Health Trends

Demographics

The service area had a total population in of 77,217 in 2010, a slight decline from 2000. Most of Chicago's community areas experienced a drop in population between 2000 and 2010. The average age in the ROPH's service area is 40. The age profile below estimates Oak Park residents, which is fairly similar to Illinois.

Table 1. Age Profile Estimate for Oak Park

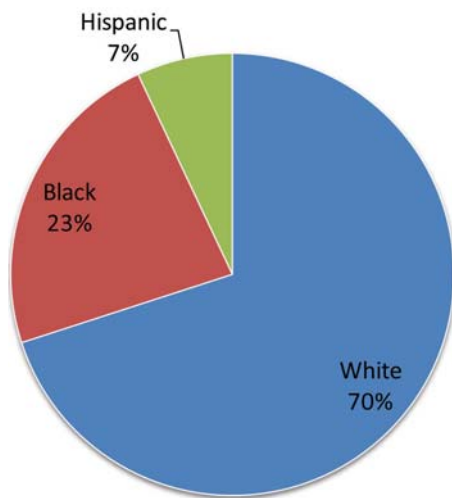
Source: Oak Park IPlan 2011, US Census Bureau

Age Group	2005–09 Estimate
Under 5 years	8%
5 to 14	13%
15 to 24	10%
25 to 44	30%
45 to 64	29%
65 to 84	9%
85+ years	1%

Overall, 70% of residents in ROPH's service area white, 23% are black, and 7% are Hispanic.

Figure 2. Race/Ethnicity Profile for ROPH's service area

Source: U.S. Census Bureau 2010

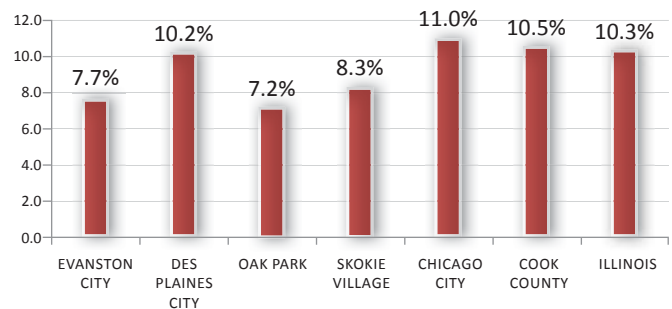


Socioeconomic Issues

According to Oak Park Department of Public Health's IPlan, in 2010, the average annual unemployment rate for Oak Park was 7%, an 3% increase from 2008. In 2008, the National Citizens Survey was carried out by the National Research Council for the Village of Oak Park. Survey results indicated that 68% of Oak Park residents were employed full-time. As compared to similar communities, Oak Park fared slightly better than others, having a lower annual average unemployment rate for 2010 (Figure 3).

Figure 3. Unemployment Rates

Source: Oak Park IPlan 2011, Bureau Illinois Department of Labor 2010



Average household income varies slightly by community, with River Forest having the highest average income and Forest Park with the lowest (table 2).

Table 2. Average Household Income by ZIP Code

Source: US Census Bureau 2010

Zip Code	Community	Average Household Income
60130	Forest Park	\$41,103
60301	Oak Park	\$60,399
60302	Oak Park	\$57,132
60304	Oak Park	\$61,982
60305	River Forest	\$89,284

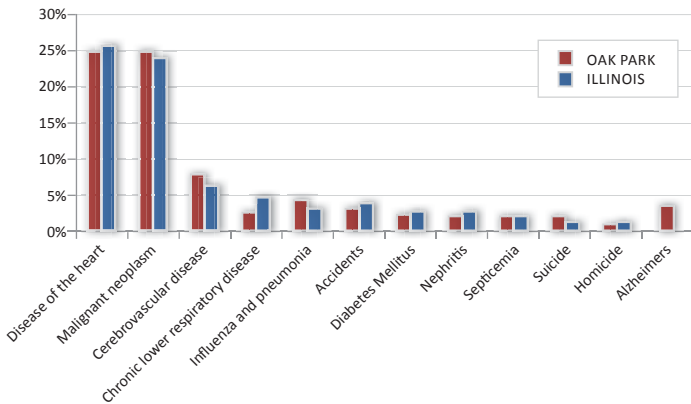
Demographics & Health Trends

Mortality Rates

The leading cause of death in Oak Park is heart disease followed by cancer. Mortality rates in Oak Park seem to mirror overall Illinois rates (Figure 4).

Figure 4. Mortality Rates in Oak Park vs. Illinois

Source: Oak Park IPlan 2011, Illinois Department of Public Health 2010



Nativity Rates

According to the Illinois Department of Public Health, from 2005 to 2009, the birth rate in Oak Park declined 3%. The teen birth rate in Oak Park has stayed fairly consistent at 3% of all births. The Oak Park teen birth rate was 22.2 births per 1000 compared to an Illinois teen birth rate of 38.1 births per 1000.

According to Oak Park's IPlan, In 2008, 9% of all live births were classified as low birth weight; 2% of all live births were very low birth weight. The Healthy People 2020 goal for low birth weight infants is 8% or less.

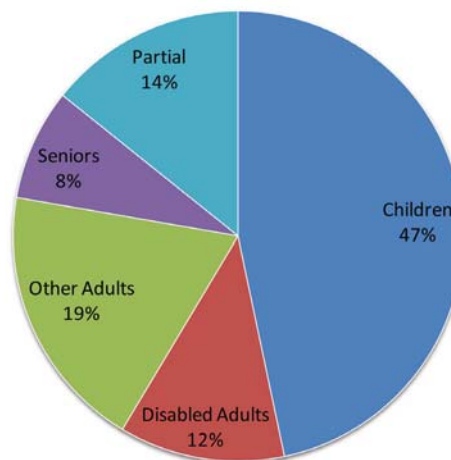
Health Coverage

The Oak Park Department of Public Health's IPlan and the Suburban Cook County WePlan noted a decreased rate of health care coverage amount residents. According to suburban Cook county's survey data, the report noted the most significant barriers to care were lack of insurance and lack of ability to pay for health care services/medicines/prescriptions – factors that greatly affect low-income residents and reduce health communities' resources.

According to the Illinois Department of Healthcare and Family Services, in FY10 there were 8,567 Medicaid enrollees which represents 11% of ROPH's service area (Figure 5).

Figure 5. Breakdown of Medicaid Enrollees in ROPH's Service Area

Source: Illinois Department of Healthcare and Family Services FY2010



Note: Partial Medicaid consist of Medicare beneficiaries who are enrolled in a Medicaid program that does not offer Medicaid health coverage, but does provide assistance in paying Medicare premiums and other out-of-pocket costs. Medicaid programs that provide "partial" Medicaid benefits include Medicare Savings Programs (QMB, SLMB, QI, and QDWI).

Demographics & Health Trends

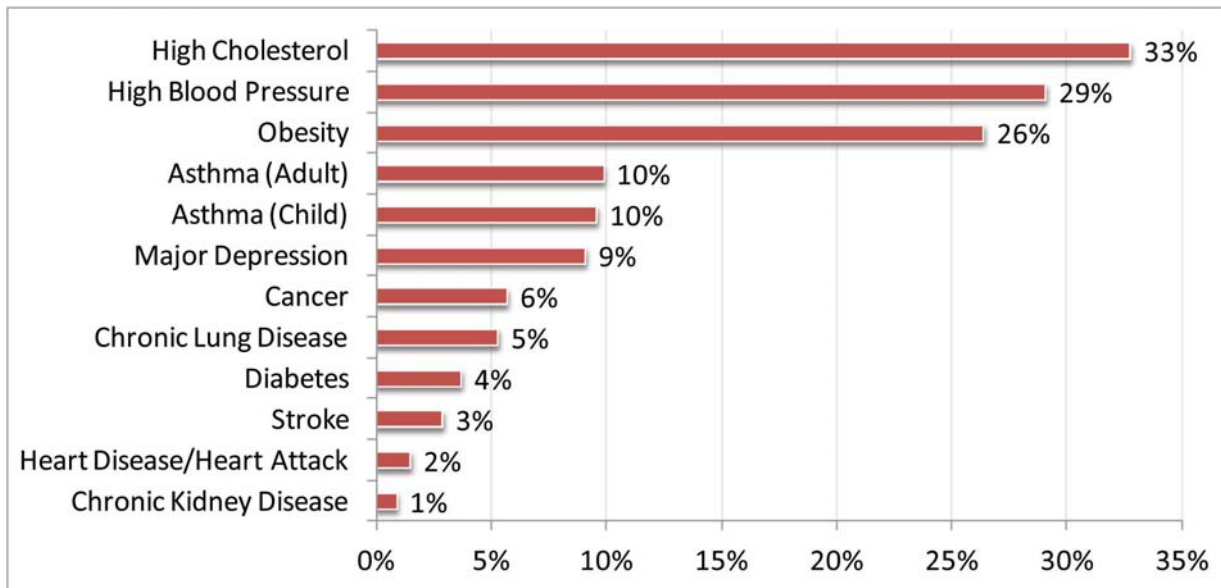


Health Status

Overall, community survey respondents reported being healthy with 64% reporting very good or excellent health, and 93% reporting good or better health; 7% ranked their health as fair/poor, which is low compared to other areas (Figure 6).

Figure 6. Have you ever been told by a doctor or health professional that you have any of the below in Figure 6? (In ROPH's service area)

Source: PRC 2012

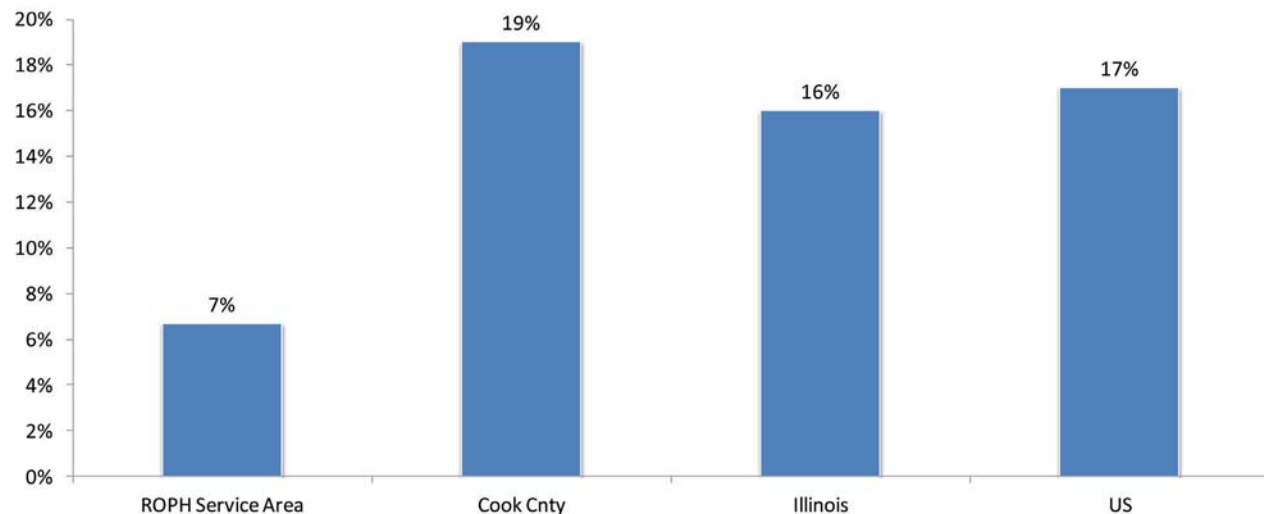


Risk factors for chronic disease such as obesity, high blood pressure, high cholesterol, diabetes, mental health and asthma were highly prevalent in ROPH's service area (Figure 7) and

were cited as major health issues by primary and secondary sources. The following pages provide a more detailed analysis of each major health issue identified.

Figure 7. Percentage of respondents rating their physical health as fair/poor in ROPH's service area

Source: PRC 2012



Access to Healthcare Services

Overview

The 2010 Patient Protection and Affordable Care Act highlighted the importance of health care access as a national public health issue. Access is an important determinant of health status, critical to eliminating health disparities and increases years of healthy life.

Oak Park's IPlan and the Suburban Cook County's We Plan have reported improved access to health care and primary care services is a key priority. According to PRC survey respondents in ROPH's service area, 36% had not had a routine exam in the past year.

Several data sources and community Interviews in ROPH's service area indicated major concerns related to health services access were particularly financially and structurally based.

Ratings of Healthcare Services in ROPH's Service Area

ROPH's service area community respondents rated the overall healthcare services available to them in the area – 67% said very good or excellent, 24% said good, and 10% said fair or poor (Figure 8).

Figure 8. Rating of Healthcare Services Available in ROPH's service area

Source: PRC 2012



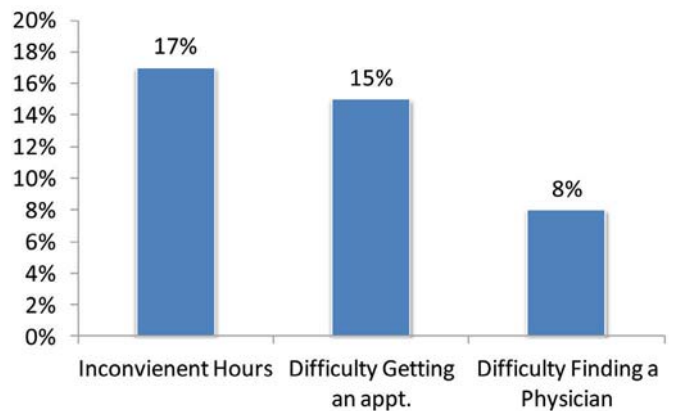
Structural Barriers

Structural barriers include difficulty with transportation, getting appointments and receiving continuity care.

According to community surveys, 40 % had difficulty accessing health care services in the past year. Inconvenient hours, difficulty getting appointments and finding a physician were reasons that prevented respondents from getting care (Figure 9).

Figure 9. Percentage of respondents noted barriers for not getting care in ROPH's service area

Source: PRC 2012



Access to Healthcare Services

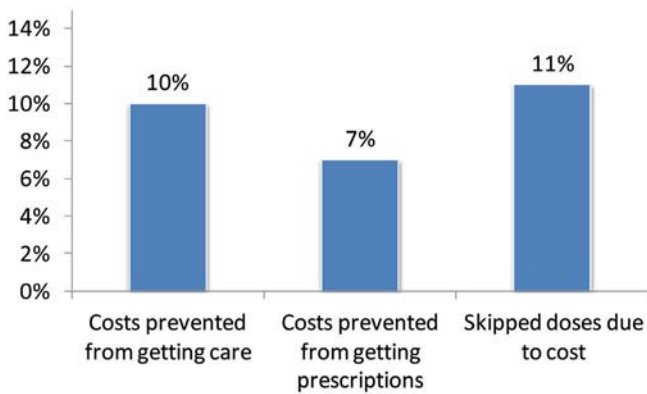


Financial Barriers

According to Oak Park's IPlan, residents have access to a wealth of medical facilities and local and regional health care providers. However, reports from Health Department staff and stakeholders (including local social service organization representatives and low-income resident care providers), indicate a growing number of families forgo an ongoing source of medical and dental care primarily due to economic issues.

Figure 10. Percentage of Respondents with Cost Barriers to Care in ROPH's Service Area

Source: PRC 2012



These percentages are lower than the entire survey area rates (Cook, Lake, and Will counties); 10% stated cost prevented them from getting care. In addition, 7% responded costs prevented them from getting prescriptions and 11% skipped prescriptions doses to save costs (Figure 10).

Chronic Disease & Risk Factors: Heart, Lung, & Diabetes

Heart disease, diabetes and chronic lung disease are three major areas of concern in the U.S. and the Oak Park area.

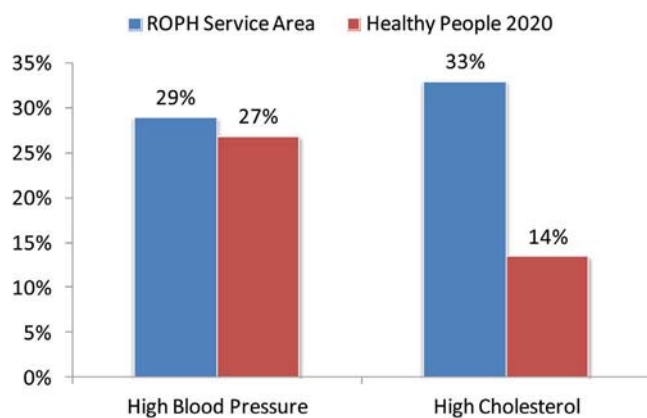
High blood pressure, cholesterol and obesity are leading risk factors for heart disease and diabetes. Cigarette smoking is also the major cause of chronic lung disease.

Heart Disease Rates & Risk Factors

While 2% of community survey respondents were told they had heart disease by a physician or health care practitioner, many more have high blood pressure, high cholesterol or cardiovascular risk factors. These rates are much higher than the Healthy People 2020 objectives (Figure 11).

Figure 11. Percentage with High Blood Pressure and Cholesterol

Source: PRC 2012, Healthy People 2020 Objectives



77% of community survey respondents have at least one cardiovascular risk factor. These risk factors include diabetes, obesity and cigarette smoking, in addition to high blood pressure and high cholesterol.

Obesity is another major risk factor and health issue in ROPH's service area. According to PRC surveys, 26% of residents are obese and 35% are overweight. Reducing obesity is an important goal of Oak Park's Department of Public Health, which reports goals of reducing obesity and improving nutrition among children.

According to Suburban Cook County's We Plan, cardiovascular disease is responsible for 33% of deaths in Cook County, most of which are preventable.

Chronic Lung Disease and Smoking

According to PRC surveys, 5% of respondents have chronic lung disease. Lung cancer is the leading cause of cancer death and cancer continues to rank second among Oak Park residents (Figure 6).

According to PRC surveys, 18% of ROPH service area residents are current smokers. Only 52% of smokers were given advice to quit, which is less than the U.S. average of 64%.

According to 2010's Illinois Youth Survey, 12% of 10th graders at Oak Park-River Forest High School reported having used cigarettes in the past year. The Oak Park Department of Public Health has plans to reduce teen smoking with increased participation in smoking cessation programs.

Pre-Diabetes/Diabetes

As diabetes rates grow, so do rates of people with pre-diabetes, a condition in which blood glucose levels are high but not high enough to warrant a diabetes diagnosis. Hypertension, obesity and high glucose are common risk factors for diabetes - all preventable, yet highly prevalent in the Oak Park service area.

According to the CDC, in 2009, Cook County had an 8.8% diabetes prevalence rate, greater than the 8.3% national average. In the ROPH service area, that would mean an estimated 7,258 people diagnosed with diabetes. The National Institute of Health estimates 35% of adults and 50% of those ages 65+ are pre-diabetic. According to those rates, approximately 23,860 residents of Oak Park's service area are pre-diabetic.

In 2010, ROPH conducted five A1C diabetes health screenings; 65 of the 161 participants were considered pre-diabetic. Non-profit organization leaders, government officials and physicians have all stressed diabetes and pre-diabetes as major health needs in the Oak Park area, and re-emphasized the link of weight control to diabetes prevention.

Mental Health & Addiction



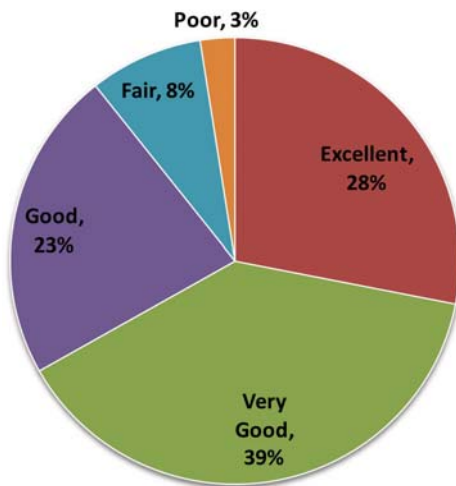
According to the National Institute of Mental Health, one in four adults across the nation will experience a mental health disorder in any given year. Oak Park's IPlan stated mental health as a key health issue.

Mental Health Statistics

According to the community surveys in ROPH's service area, 10% of respondents rated their mental health status as fair/poor (Figure 12). In addition, 25% of respondents have had symptoms of chronic depression in the past two years.

Figure 12. Ratings of Mental Health in ROPH's Service Area

Source: PRC 2012



Substance Abuse

In ROPH's service area, alcohol use is a significant public health issue, with 22% of community survey respondents identifying themselves as binge drinkers. Teen alcohol and drug use were identified by Oak Park's Department of Public Health as health priorities.

Reflections



The development of the CHNA has enabled us to strengthen our commitment to the community. This process presented an exciting opportunity to engage a diverse group of stakeholders internally and across the service area. We are also grateful to the Village of Oak Park Department of Public Health and their data analysis accessibility. Rush also worked diligently to gain a comprehensive perspective of community health issues from a range of service providers and community leaders.

We believe the CHNA process offers an exciting opportunity for our hospital; local health departments and other dedicated organizations improve health care. We will continue to work with current and future partners to develop a collaborative approach to addressing the community's health needs.

ROPH's comprehensive implementation plan to address priority health needs in the service area evolved from CHNA results and CHNA Steering Committee guidance. This plan lays out how we will continue to contribute to be a solution for the health needs of our community. We are focused on fostering programs and partnerships that promote health education and build strategic partnerships. A more detailed approach will be available for the Internal Revenue Service as part of this fiscal year's Form 990 submission.

Once again, we would like to thank everyone for their time and contributions to this report.

Appendix A:

Health Resources in Rush Oak Park Hospital's Service Area

Hospitals

Name	Address	City	State	Zip
Riveredge Hospital	8311 W. Roosevelt Rd.	Forest Park	IL	60130
Rush Oak Park Hospital	520 S. Maple Ave.	Oak Park	IL	60304
West Suburban Medical Center	3 Erie Ct.	Oak Park	IL	60302

Source: http://www.hfsrb.illinois.gov/HospProf_ABR.htm, Accessed January 15, 2013

Community-Based Health Centers

Name	Address	City	State	Zip
Infant Welfare Society's Children Clinic	320 Lake St.	Oak Park	IL	60302
PCC Community Lake Street Family Health Center	14 W. Lake St.	Oak Park	IL	60302
PCC Community South Family Health Center	6030 W. Roosevelt Rd.	Oak Park	IL	60304

Source: <http://www.familymedicine.northwestern.edu/welcome/Affiliations/PCC%20Community%20Wellness.pdf>, <http://www.childrenscliniciws.org/>, Accessed January 14th and 25th, 2013.

Immediate Care Center

Name	Address	City	State	Zip
Gottlieb Center for Immediate Care at River Forest	7617 W. North Ave.	River Forest	IL	60305

Pharmacy Walk-in Clinics

Name	Address	City	State	Zip
Take Care Clinic At Walgreens	811 Madison St.	Oak Park	IL	60302
Take Care Clinic At Walgreens	7251 W. Lake St.	River Forest	IL	60305

Source: http://takecarehealth.com/LocationSearchResults.aspx?location_query=60130, Accessed January 14, 2013.

Assisted Living Facilities

Name	Address	City	State	Zip
Arborwood and Briarwood at Altenheim	7824 W. Madison St.	Forest Park	IL	60130
Belmont Village of Oak Park	1035 Madison St	Oak Park	IL	60302
Holley Court Terrace	1111 Ontario St.	Oak Park	IL	60302
Oak Park Arms	408 S. Oak Park Ave.	Oak Park	IL	60302

Source: <http://oakparkarms.com/>, <http://www.brookdaleliving.com/holley-court-terrace.aspx>, www.seniorhousingnet.com, <http://assistedlivingway.com/IL/oak-park/>, Accessed February 4, 2013

Appendix A:

Health Resources in Rush Oak Park Hospital's Service Area

Elderly & Disabled Housing

Name	Address	City	State	Zip
Mills Park Tower	1025 Pleasant Place	Oak Park	IL	60302
The Oaks	114 S. Humphrey Ave.	Oak Park	IL	60302
Ryan Farrelly Apartments	435 S. Humphrey Ave	Oak Park	IL	60302

Source: <http://www.oakparkha.org/edh.html>, Accessed February 3, 2013.

Parks & Recreation

Name	Address	City	State	Zip
Andersen Park	820 N. Hayes	Oak Park	IL	60302
Austin Gardens	167 Forest Ave.	Oak Park	IL	60302
Barrie Center and Park	1011 Lombard	Oak Park	IL	60304
Barrie Park	127 Garfield St.	Oak Park	IL	60304
Carroll Park	1125 S. Kenilworth	Oak Park	IL	60304
Dole Center	255 Augusta	Oak Park	IL	60302
Euclid Square Park	705 W. Fillmore St.	Oak Park	IL	60304
Field Park	935 Woodbine Ave.	Oak Park	IL	60302
Fox Park	624 S. Oak Park Ave	Oak Park	IL	60304
Lindberg Park	Greenfield St.	Oak Park	IL	60302
Longfellow Park	610 S. Ridgeland Ave	Oak Park	IL	60304
Maple Park and Dog Park	1105 S. Maple	Oak Park	IL	60304
Mills Park	217 S. Home Ave.	Oak Park	IL	60302
Oak Park Conservatory	615 Garfield St.	Oak Park	IL	60304
Randolph Tot Lot	300 S. Grove Ave	Oak Park	IL	60302
Rehm Pool and Park	515 Garfield	Oak Park	IL	60304
Ridgeland Common Pool and Park	415 W. Lake St.	Oak Park	IL	60302
Scoville Park	800 W. Lake St.	Oak Park	IL	60301
Stevenson Park	49 Lake St.	Oak Park	IL	60302
Wenonah Tot Park	844 Wenonah Ave.	Oak Park	IL	60304
Forest Park	7501 Harrison St.	Forest Park	IL	60130
Constitution Park	7715 Greenfield St.	River Forest	IL	60305
Priory Park	7354 Division St.	River Forest	IL	60305
Centennial Park	Lathrop Ave.	River Forest	IL	60305
Memorial Parkway	7200 Lake St.	River Forest	IL	60305
Keystone Park	400 Keystone Ave.	River Forest	IL	60305
Washington Square Park	119 Forest Ave.	River Forest	IL	60305
Washington Triangle Park	129 Park Dr.	River Forest	IL	60305

Source: <http://www.forestpark.net/pdf/FPMMap.pdf><http://www.pdofp.org/about/index.php> <http://www.rfparks.com/pf-map.htm>, <http://www.pdop.org/parks/parks.htm>, Accessed January 13-15, 2013.

Appendix A:

Health Resources in Rush Oak Park Hospital's Service Area

Grocery Stores

Name	Address	City	State	Zip
Dominick's	259 Lake St.	Oak Park	IL	60302
Dominick's	7501 W. North Ave.	River Forest	IL	60305
Jewel	7036 Roosevelt Rd.	Oak Park	IL	60304
Jewel	7525 W. Lake St.	River Forest	IL	60305
Trader Joe's	483 N. Harlem Ave.	Oak Park	IL	60301
Whole Foods	7245 Lake St.	River Forest	IL	60305

Source: <http://www.dominicks.com/IFL/Grocery/Store-Locator-Results>, <http://www.jewelosco.com/stores/store-search-results.html?ZIPCode=60623&city=&state=>, <http://traderjoes.com/stores/index.asp?q=60130>, <http://www.wholefoodsmarket.com/stores/list>, Accessed January 13-15, 2013.

Child Care Centers

Name	Address	City	State	Zip
The Giving Tree Early Learning Center	7510 Randolph St.	Forest Park	IL	60130
Forest Park Child Development Center	16 Lathrop Ave.	Forest Park	IL	60130
Howard Mohr Community Center	7640 Jackson Blvd.	Forest Park	IL	60130
Kangaroo Korner Day Care Center	900 Beloit Ave.	Forest Park	IL	60130
Little Shepherd's Academy	P.O. Box 70	Forest Park	IL	60130
Montessori Language Academy	314 Circle Ave.	Forest Park	IL	60130
Hephzibah-Longfellow Day Care Program	1144 Lake St.	Oak Park	IL	60301
Hephzibah-Whittier Day Care Program	946 North Blvd.	Oak Park	IL	60301
First United Church Nursery School	848 Lake St.	Oak Park	IL	60301
Hephzibah-Mann Day Care Program	946 North Blvd.	Oak Park	IL	60301
The Language and Music School	150 N. Oak Park Ave.	Oak Park	IL	60301
Academy of Movement and Music Preschool	605 W. Lake St.	Oak Park	IL	60302
Alcuin Montessori School	324 N. Oak Park Ave.	Oak Park	IL	60302
All Things Possible For Kids Inc.	416 S. Taylor Ave.	Oak Park	IL	60302
Andersen Center	820 N. Hayes	Oak Park	IL	60302
Back 2 Basics Learning Academy	1009 Garfield St.	Oak Park	IL	60302
Barrie Center	1011 S. Lombard	Oak Park	IL	60302
Beatrice Glasser Nursery School	1235 N. Harlem Ave.	Oak Park	IL	60302
Building Blocks Child Care	171 N. Cuyler Ave.	Oak Park	IL	60302
CEDA Oak Park Head Start	44 Madison St.	Oak Park	IL	60302
Cornucopia Learning Center	541 N Lombard Ave.	Oak Park	IL	60302
Creative Children's Day Care Center	6139 W. North Ave.	Oak Park	IL	60302
First Circle Education for Young Children	56 W. Lake	Oak Park	IL	60302
Fresh Start Day Care Center, Inc.	7115 North Ave.	Oak Park	IL	60302
Good Shepherd's Learning Center	326 Lake St.	Oak Park	IL	60302
Hephzibah Children's Association	946 North Blvd.	Oak Park	IL	60301
Hephzibah-Beye Day Care Program	811 South Blvd.	Oak Park	IL	60302
Intercultural Montessori Language School	301 S. Ridgeland Ave.	Oak Park	IL	60302

Appendix A:

Health Resources in Rush Oak Park Hospital's Service Area

Child Care Centers (cont.)

Kings Kidz	206 Chicago Ave	Oak Park	IL	60302
Little Beginnings Daycare Inc.	847 Madison St.	Oak Park	IL	60302
Oak Park and River Forest Day Nursery	1139 Randolph St.	Oak Park	IL	60302
Pilgrim Community Nursery School	460 Lake St.	Oak Park	IL	60302
RFCC@ Oak Park River Forest High School	201 N Scoville Ave.	Oak Park	IL	60302
Solid Foundation Learning Center	519 N. Humphrey Ave.	Oak Park	IL	60302
Today's Child Learning Center LTD	541 N. Lombard Ave.	Oak Park	IL	60302
West Cook YMCA Child Care	255 S. Marion St.	Oak Park	IL	60302
Children's Garden Montessori	165 N. Lombard Ave.	Oak Park	IL	60302
First Baptist Church Child Development Center	820 Ontario St.	Oak Park	IL	60302
ABC Toon Town	146 - 148 W. Harrison St.	Oak Park	IL	60304
ABC Toon Town II	208 W. Harrison St	Oak Park	IL	60304
Blocks 24-Hour Child Care Center	815 S. Oak Park Ave.	Oak Park	IL	60304
Christ Lutheran Learning Center	607 Harvard, St.	Oak Park	IL	60304
Morningside Children's Academy	1192 S. Cuyler Ave.	Oak Park	IL	60304
West Suburban Montessori School	1039 S. East Ave.	Oak Park	IL	60304
Concordia University Early Childhood Education Center	7400 Augusta Blvd.	River Forest	IL	60305
Keystone Montessori School	7415 W. North Ave.	River Forest	IL	60305
Mosaic Montessori Academy	River Forest United Methodist Church 7970 Lake St.	River Forest	IL	60305
Rose K. Goedert Center for Early Childhood Education	Priory Campus 7200 W. Division St.	River Forest	IL	60305
West Suburban Temple Har-Zion Early Childhood Center	1040 N. Harlem Ave.	River Forest	IL	60305

Source: http://collab4kids.org/ecrdirectory/results.php?search=2&sub_cat_id=1
Accesses May 30, 2013

Appendix A:

Health Resources in Rush Oak Park Hospital's Service Area

Mental Health Facilities

Name	Address	City	State	Zip
Al-Anon Unity Church of Oak Park	405 N Euclid Ave.	Oak Park	IL	60302
Al-Anon Euclid Ave United Methodist Church	405 S Euclid Ave.	Oak Park	IL	60302
Al-Anon First Baptist Church	820 Ontario St.	Oak Park	IL	60304
Al-Anon St Christopher's Episcopal Church	545 South East Ave.	Oak Park	IL	60304
Al-Anon St Peter's Evangelical Lutheran Church	500 Hannah Ave.	Forest Park	IL	60130
Al-Anon St Vincent Ferrer Church School	1527 Lathrop Ave.	River Forest	IL	60305
Al-Anon Suburban Fellowship Center	7438 W. Harrison St.	Forest Park	IL	60130
Al-Anon United Lutheran Church	409 Greenfield St.	Oak Park	IL	60302
Alateen St. Vincent Ferrer - Youth Room	7525 W. North Ave.	River Forest	IL	60305
Community Care Options-Fillmore	1010 Lake St.	Oak Park	IL	60301
NAMI Metro Suburban Drop-In Center	816 Harrison St.	Oak Park	IL	60304
Oak Park Vet Center	155 S. Oak Park Ave.	Oak Park	IL	60302
Thrive	120 S. Marion St.	Oak Park	IL	60302
Youth Services of Oak Park	105 S. Oak Park Ave.	Oak Park	IL	60302

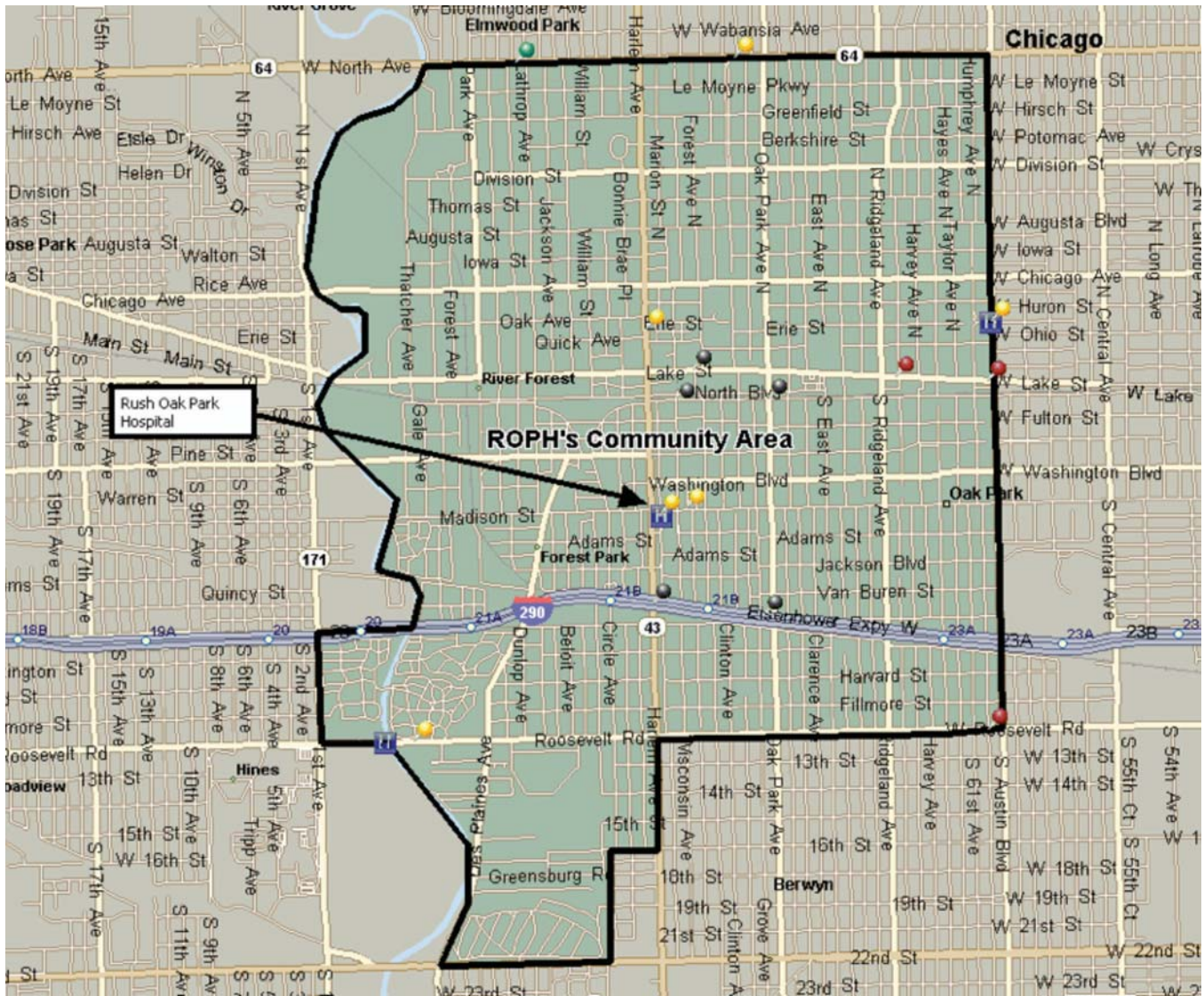
Source: http://www.oak-park.us/public_health/Information_Services.html, Accessed January 13, 2013. <http://www2.va.gov/directory/guide/facility.asp?id=5047>, Accessed February 5, 2013.

Nursing Homes/Skilled Nursing Facilities






Name	Address	City	State	Zip
Belmont Village Oak Park	1035 Madison St.	Oak Park	IL	60302
Berkeley Nursing and Rehab Center	6909 W. North Ave.	Oak Park	IL	60302
Oak Park Health Care Center	625 N. Harlem St.	Oak Park	IL	60302
Rush Oak Park Hospital	520 S. Maple Ave	Oak Park	IL	60304
West Suburban Medical Center	3 Erie Ct.	Oak Park	IL	60302
Berkshire Nursing Home and Rehab Center	8200 W. Roosevelt Rd.	Forest Park	IL	60130

Source: <http://www.idph.state.il.us/webapp/LTCApp/ltc.jsp>, Accessed January 15, 2013.

Appendix B: Health Care Asset Map



Legend

-  Hospitals
-  Community Based Health Center
-  Nursing Homes/Skilled Nursing Facilities
-  Immediate Care Centers
-  Mental Health Facilities (AA sites not included)

Appendix C:

References & Secondary Sources

Centers for Disease Control and Prevention (CDC) National Diabetes Fact Sheet: national estimates and general information on diabetes and pre-diabetes in the U.S., 2011. Atlanta, GA: U.S. Department of Health and Human Services, Centers for Disease Control and Prevention, 2011.

Centers for Disease Control and Prevention (CDC) (2009). County Level Estimates of Diagnosed Diabetes-State Maps. Retrieved from: http://apps.nccd.cdc.gov/DDT_STRS2/CountyPrevalenceData.aspx?mode=DBT

Center for Prevention Research and Development. (2012). Illinois Youth Survey 2012 School Report. Champaign, IL: CPRD, Institute of Government and Public Affairs, University of Illinois. Retrieved from: http://www.oprfhs.org/parents/documents/IllinoisYouthSurvey2012Final_ForPosting.pdf

Cook County Department of Public Health. (2011) WePLAN 2015, Suburban Cook County Community Health Assessment and Plan (Unpublished document), Oak Forest, IL.

Illinois Department of Healthcare and Family Services (2010). Numbers of Persons Enrolled in Cook County. Retrieved from: <http://www2.illinois.gov/hfs/agency/Program%20Enrollment/Pages/cook.aspx>

Illinois Department of Public Health. (n.d.) Vital Statistics. Retrieved from: <http://www.idph.state.il.us/health/statshome.htm>

National Institute of Mental Health. (n.d.) Retrieved from: www.nimh.nih.gov

Professional Research Consultants, Inc. PRC is a national healthcare marketing research firm based in Omaha, Nebraska. For more than 30 years, it has helped over 2,000 hospitals and health care organizations by providing meaningful information and high quality research, to support their efforts in improving health care for all and in becoming better places for patients to be treated, physicians to practice medicine, and employees to work. PRC offers a full portfolio of research serves such as patient experience, satisfaction and loyal surveys, employee engagement surveys, medical staff engagement, loyalty and alignment surveys, referring physician studies, community health needs assessments, emergency medical services surveys, and consumer perception and awareness studies. For more information on PRC, please visit <http://prconline.com>.

U.S. Census Bureau. (n.d.). Retrieved from: <http://www.census.gov/> (data from 2010).

U.S. Department of Health and Human Services. (n.d.). Healthy People 2020 Objectives. Retrieved from: <http://www.healthypeople.gov/2020/topicsobjectives2020/default.aspx>

Village of Oak Park Health Department. (2011) IPLAN Community Health Needs Assessment and Plan. Retrieved from: <http://www.oak-park.us/Health/index.html>